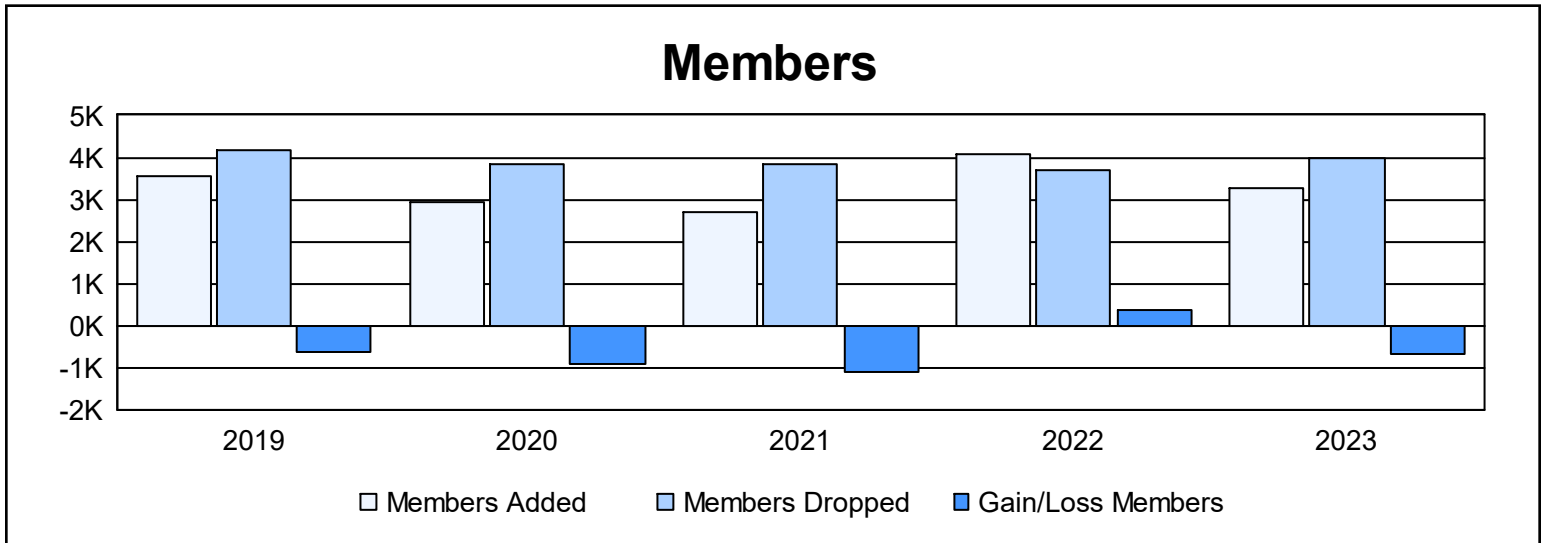
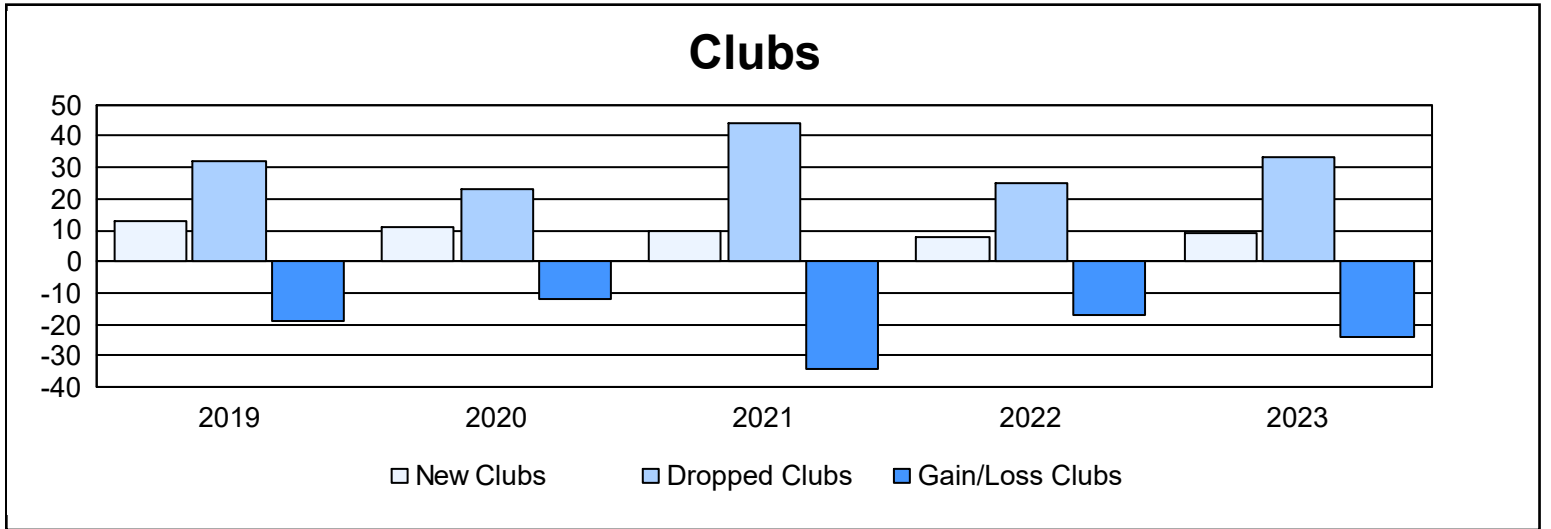
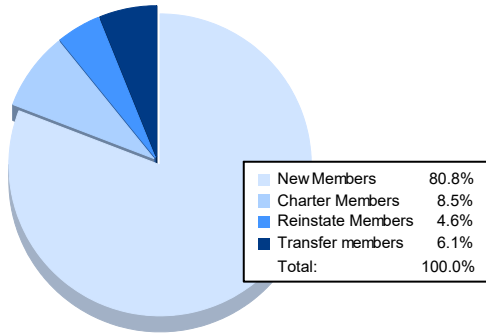


| Year | New Clubs | Dropped Clubs | Gain/ Loss Clubs | New Members | Charter Members | Reinstate Members | Transfer Members | Total Member Added | Total Members Dropped | Gain/ Loss Members |
|----------------|-----------|---------------|------------------|--------------|-----------------|-------------------|------------------|--------------------|-----------------------|--------------------|
| 2018-2019 | 13 | 32 | -19 | 2,732 | 472 | 166 | 182 | 3,552 | 4,163 | -611 |
| 2019-2020 | 11 | 23 | -12 | 2,222 | 380 | 138 | 172 | 2,912 | 3,842 | -930 |
| 2020-2021 | 10 | 44 | -34 | 2,160 | 277 | 133 | 122 | 2,692 | 3,817 | -1,125 |
| 2021-2022 | 8 | 25 | -17 | 3,370 | 287 | 269 | 152 | 4,078 | 3,712 | 366 |
| 2022-2023 | 9 | 33 | -24 | 2,644 | 278 | 152 | 200 | 3,274 | 3,964 | -690 |
| Average | 10 | 31 | -21 | 2,626 | 339 | 172 | 166 | 3,302 | 3,900 | -598 |



Membership Composition June 2023 Cumulative



Gender Composition June 2023 Cumulative

